



Photo 1 – Fan Room
A new house fan system was installed.



Photo 2 – Room 308
Mold growth was distributed over a moisture damaged section of plaster wall.



Photo 3 – Room 308
A missing ceiling tile was observed.



Photo 4 – 3rd Floor Boy's Room
Minor flaking paint and efflorescence was observed.



Photo 5 – Room 306
Water stained ceiling tiles were observed.



Photo 6 – Room 306 Closet
Staining was observed on the plaster ceiling.



Photo 7 – Room 307 Closet
Flaking paint and efflorescence was observed around the roof drain.



Photo 8 – Room 305



Photo 9 – Room 305 Closet
Minor flaking paint and efflorescence was observed above the window.



Photo 10 – Room 305
A minor section of damaged paint was observed below the window.



Photo 11– Room 304 A
Minor flaking paint and efflorescence was observed above the window.



Photo 12 – Room 304 A
A minimum amount of plaster debris was observed on the window sill.



Photo 13 – Room 304



Photo 14 – Room 303



Photo 15 – Room 303
A small hole was observed on the baseboard on the back wall.



Photo 16 – Room 303
This ceiling tile was stained and about to fall from the suspended track.



Photo 17 – Room 302



Photo 18 – 3rd Floor Girl's Room
Flaking paint and efflorescence was observed on the ceiling.



Photo 19 – Room 301 Closet
This closet appeared to be cluttered.



Photo 20 – Room 301 Closet
Minor flaking paint and efflorescence was observed on the ceiling.



Photo 21 – IMC
Water stained ceiling tiles were observed.



Photo 22 – IMC
Suspect mold growth was observed on the shade over window #2.



Photo 23 – Room 208 Closet
This closet appeared to be cluttered.




Photo 24 – Room 208 Closet
Flaking paint was observed on the wall.



Photo 25 – Room 207
The contents of this closet were blocking access to the radiator.



Photo 26 – Room 207 Closet
Minor flaking paint and efflorescence was observed above the window.



Photo 27 – Room 207 Closet

This makeshift bench was supported by cinder blocks and not secured to the wall.



Photo 28 – Room 202



Photo 29 – Room 206
Delaminated sections of plaster wall were observed.



Photo 30 – Room 206
Delaminated sections of plaster wall were observed.




Photo 31 – Room 205



Photo 32 – Room 205 Closet
Flaking paint and efflorescence was observed in this closet.



Photo 33 – Room 205 Closet
Paint and plaster debris was observed on the window sill and floor.



Photo 34 – Room 205 Closet
Paint and plaster debris was observed on the window sill and floor.




Photo 35 – Room 209/210 Computer Lab



Photo 36 – Room 204 A
Flaking paint was observed on the wall.



Photo 37 – Room 204 A
Flaking paint was observed on the wall.



Photo 38 – Room 204
A stained ceiling tile was observed in the corner of the room.



Photo 39 – Room 204 Closet
A delaminated section of plaster wall was observed in this closet.




Photo 40 – Room 203 Closet
Flaking paint and efflorescence was observed in this closet.



Photo 41 – Room 203 Closet
Paint and plaster debris was observed on the window sill and floor.



Photo 42 – 2nd Floor Men's Room
A minor amount of efflorescence was observed on the wall.



Photo 43 – Room 101 Closet
Flaking Paint was observed in this closet.



Photo 44 – Room 101 Closet
This closet appeared to be cluttered.



Photo 45 – Room 101

A minor amount of efflorescence was observed below the window.



Photo 46 – 1st Floor Girl's Room

Paint and plaster damaged was observed around the waste line on the ceiling.



Photo 47 – Room 102 Closet
Water stained was observed on the closet ceiling.



Photo 48 – Room 104 Closet
Minor sections of flaking paint were observed on the ceiling.



Photo 49 – Room 104 Closet
Paint and plaster debris was observe don the window sill.



Photo 50 – Room 110
Missing ceiling tiles were observed above the windows.



Photo 51 – Room 110
This room appeared to be cluttered.



Photo 52 – Room 110 Closet
This closet appeared to be cluttered,



Photo 53 – Room 109 Kindergarten
A minor section of efflorescence was observed nest to the wall mounted radiator.



Photo 54 – Room 109 Kindergarten



Photo 55 – Room 109 Kindergarten



Photo 56 – Room 106 Closet

The plaster in this closet was repaired, however, sections of the paint appeared to be flaking again.



Photo 57 – 1st Floor Boy's Room
Flaking paint and efflorescence was observed on the ceiling.



Photo 58 – Basement Boy's Side Custodial Closet
Flaking paint and efflorescence was observed on the walls and ceiling.



Photo 59 – Basement Boy's Side Custodial Closet
Flaking paint and efflorescence was observed on the walls and ceiling.



Photo 60 – Basement Boy's Stairwell to Gym
This plaster wall was recently repaired, and is beginning to deteriorate again from moisture intrusion.



Photo 61 – Basement Boy's Side Stairwell Closet
Store paints were observed in this closet.



Photo 62 – Basement Boy's Side Stairwell Closet
This closet had a strong musty odors and water droplets were observed on the ceiling.



Photo 63 –Gymnasium/Cafeteria



Photo 64 – Gymnasium/Cafeteria

A section of moisture damaged plaster was observed on the ceiling.



Photo 65 – Basement Girl's Side Stairwell Closet



Photo 66 – Basement Girl's Side Stairwell Closet
Standing water was observed on the floor.



Photo 67 – Basement Girl's Side Stairwell Closet
Water leaked from the ceiling during the heavy rain that occurred the night before the inspection.



Photo 68 – Music Room
A couple of delaminated ceiling tiles were observed.



Photo 69 – Music Room

A minor section of flaking paint was observed on the corner of the room.



Photo 70 – Music Room

A minimum amount of plaster debris was observed on the floor in the corner of the room.